

Johnson Hall Graduate Center's

MS in Ag - New Student Checklist

Network ID

It is likely that you have already completed this step. Your Network ID allows you to login to myWSU. Applicants are sent an email from IT which includes an invitation to create a Network ID and includes a temporary access code for setting up your network ID. Typically, this email is sent within a day or two of completing the application. Let us know if you aren't able to locate the email or if you are having difficulties. If not, visit www.wsu.edu/Nid/nid.html and follow the link to create your Network ID (you will need your WSU ID number for this).






Review Your Admission Certificate

The WSU Graduate School will issue an official Admission Certificate. Review your Admission Certificate for contingencies, such as transcripts, or degree certificates. Detailed instructions are here <http://gradschool.wsu.edu/chapter-four-a/> (#5), including mailing addresses. A hold will be placed on your enrollment for your second term, until the contingencies are met.


Accept your Admission in myWSU

Once you have received the admission certificate from the Graduate School, you will be able to accept the Graduate School's admission offer. Please log onto [myWSU](#) and navigate to the Student Center. The navigation is Main Menu>Self-Service>Student Center. Simply click next to the green check to accept the offer of admission. If you haven't received an admission certificate yet and you don't see the green check, you may need to give the Graduate School just a little more time to process your admission. After you have accepted the admission in myWSU, it will take about 24 hours to update at which time a registration appointment time will be reserved for you.

▼ Admissions

[Apply for Admission](#)  Incomplete  Cancelled  Complete  Admitted  Confirmed

My Applications

Washington State University	Online	Agriculture, M.S.	2015 Sum		Accept or Decline
-----------------------------	--------	-------------------	----------	---	-----------------------------------

Activate WSU Email Account

Once you have been fully admitted your WSU Email account will be activated. Your WSU Network ID is used to login to myWSU, Blackboard and your email. This account is your official WSU account, so check it regularly as official WSU email communication from various WSU academic and student support offices and your professors will be sent to this WSU email account.

Admission Survey

Prior to beginning your courses, please complete the Admission Survey and send via email to [Lisa Lujan](#).

Classes and Registration

Once you have accepted the myWSU admission offer and you are fully admitted within myWSU, you will be able to register. You must register before the first day of class to avoid a Late Registration fee of \$25.00.

The Schedule of Classes listed by semester is available both [here](#) and in [myWSU](#). Registration must be completed using myWSU. Please also review the [Courses and Registration](#) page to learn more about availability of approved MSAG courses.

For instructions on how to enroll in Global Campus courses click [here](#). For information on Frequently Asked Questions for registration click [here](#).

Please also review the university's [Academic Calendar](#) for important dates and deadlines in each semester.

New Student Info for Global Campus - <http://online.wsu.edu/currentStudent/studentCenter/Default.aspx>

Blackboard is the Learning Management System (LMS) we currently use at WSU. You will find information on [Blackboard Learn: How to get started](#).

Photo-Bio Release Form

Complete the photo-bio release form which is provided at <http://cahnrs.wsu.edu/academics/johnson-hall-graduate-center/> under "Documents". Email the document to [Lisa Lujan](#) in the Johnson Hall Graduate Center.

Update Address

If you move, change phone numbers or e-mail addresses, please make those updates in myWSU.

Deadlines and Timelines

Please follow the link to the [Deadlines and Procedures for Master's Degree](#). For information on academic deadlines see the [Academic Calendar](#).

Graduate Handbook

Review the information for [Current Students](#) including important information from the [MSAG Handbook](#) regarding [Navigating your Degree](#) which includes a [Checklist](#) and [Registration and Enrollment](#).

You are responsible for knowing the information in the handbook. Please bookmark and use it often to answer questions you may have. [MS in Agriculture Handbook](#)

Web Resources

 [Washington State University Graduate School](#)

 [WSU's Virtual Tour](#)